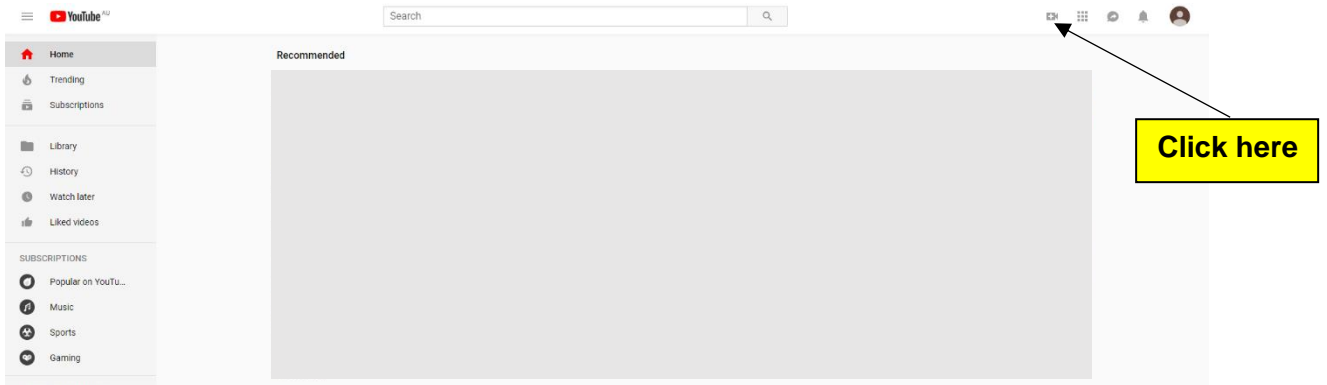
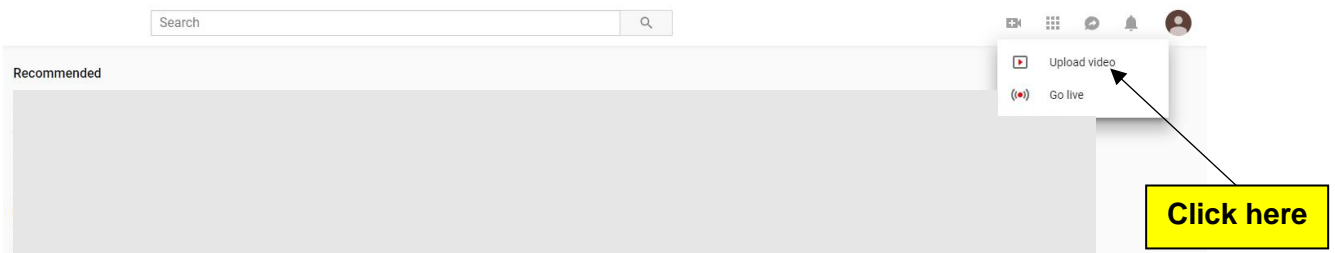


How to upload a video to YouTube

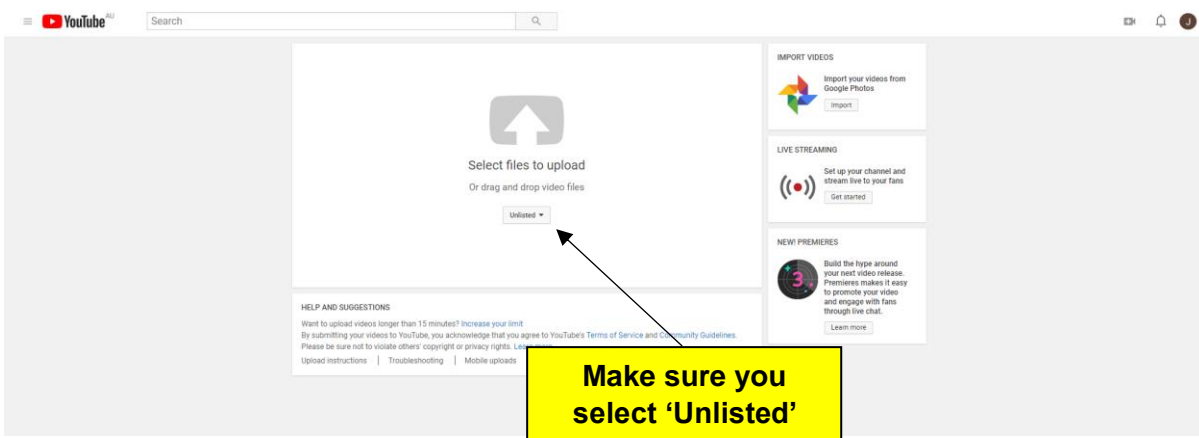
- 1) Go to www.youtube.com
- 2) Click 'Sign In' or 'Create an Account' if you don't already have one
- 3) Click on camera icon



- 4) Choose upload video



- 5) Follow the instructions on screen to upload your video. Make sure you select **'Unlisted'** to make your video private.



- 6) When this is finished, you will be given a URL for your video. Copy this URL into the online Schools Spectacular application form.
- 7) We will contact you if we are unable to view your YouTube link or are unable to view it.

Please note: Due to the volume of applications, we are unable to confirm receipt of every video link. If you have any questions, please always feel free to contact Damien McCabe – Student Performance and Events Officer on (02) 8512 1192 or damien.mccabe3@det.nsw.edu.au.